

THE Baywood

Experience a great value leisure home, packed with everything you could possibly need. The Baywood is perfect for all the family with its open-plan living, kitchen and dining space and a focal fireplace offering a relaxing space to sit back and unwind.

Family holidays, with no fuss.





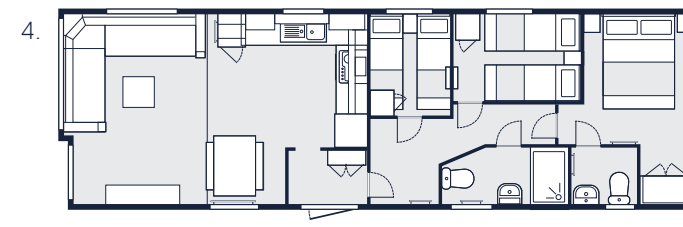
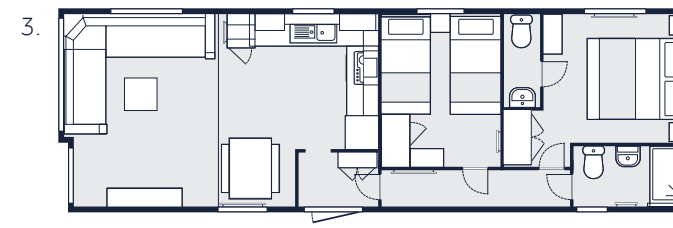
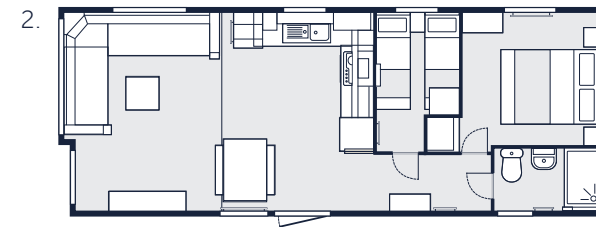
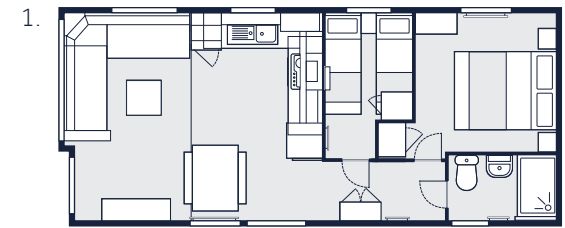
A great value
family
leisure home





Baywood

SPECIFICATIONS



Why not add your own touch of luxury and additional functionality with the following options:

Lifestyle pack

- Gas condensing combi boiler
- Thermostatic radiators
- Low-E glass on all double glazing

Key features:

- Practical colours for daily use
- Large built-in sofa

SIZES

- | | |
|-----------------------------|-----------------------------|
| 1. 28 ft x 12 ft 2 Bedrooms | 3. 38 ft x 12 ft 2 Bedrooms |
| 2. 32 ft x 12 ft 2 Bedrooms | 4. 39 ft x 12 ft 3 Bedrooms |

Baywood

SPECIFICATIONS (CONT.)

	28x12 2 Bed	32x12 2 Bed	38x12 2 Bed	39x12 2 Bed
Lifestyle pack	○	○	○	○
INTERIOR				
'Bead-less' internal wallboards	✓	✓	✓	✓
Bluetooth sound system	○	○	○	○
Velux roof windows in living area	○	○	○	○
Trace heating	○	○	○	○
KITCHEN/DINING AREA				
Free standing fridge freezer as standard	✓	✓	✓	✓
Shelving for microwave to help keep work surfaces clear	✓	✓	✓	✓
Integrated appliances (fridge/freezer, microwave and/or dishwasher)	○ ^x	○	○	○
Integrated washing machine	X	○	○	○
4 ring gas hob, electric oven and grill with integrated cooker hood	✓	✓	✓	✓
Stainless steel sink with coordinating tap	✓	✓	✓	✓
Coordinating dining table and bench seating	✓	✓	✓	✓
LIVING AREA				
Built in sofa bed	✓	✓	✓	✓
Integrated fireplace	✓	✓	✓	✓
Coordinating coffee table	✓	✓	✓	✓
MASTER BEDROOM				
Double bed with feature headboard and mattress	✓	✓	✓	✓
Hypnos mattress	○	○	○	○
Bedside cabinets, wardrobe and matching dressing table/vanity unit with mirror	✓	✓	✓	✓

^x Integrated fridge/freezer is not available in 28 ft Baywood

Integrated bedside/reading lighting	✓	✓	✓	✓
USB charging points and 240v sockets	✓	✓	✓	✓
TV point	○	○	○	○
En suite with close coupled ceramic toilet and pedestal sink	X	X	✓	✓
En suite Extractor fan	X	X	○	○
ADDITIONAL BEDROOMS				
Twin beds with metal bedframes, feature headboards and mattresses	✓	✓	✓	✓
Bedside cabinet, coordinating featuring shelving, storage cupboards and mirror	✓	✓	✓	✓
USB charging points and 240v sockets	✓	✓	✓	✓
TV aerial point	○	○	○	○
BATHROOM				
Large shower enclosure with thermostatic shower	✓	✓	✓	✓
Close coupled ceramic toilet with dual flush	✓	✓	✓	✓
Pedestal basin with vanity unit and mirrored vanity cabinet	✓	✓	✓	✓
Extractor fan	○	○	○	○
EXTERIOR				
Low gloss champagne aluminium cladding	✓	✓	✓	✓
CanExel, timber, Artefoam Plastic and coloured aluminium cladding options	○	○	○	○
White uPVC window frames	✓	✓	✓	✓
Coloured uPVC Glazing	○	○	○	○
Front single door	○	○	○	○
Exterior light	✓	✓	✓	✓
Painted chassis	✓	✓	✓	✓
Fully galvanised Protech chassis	○	○	○	○
Single axle chassis	✓	✓	X	X
Twin axle chassis	X	X	✓	✓
KEY: ✓ = Standard ○ = Optional Extra L = Optional Extra x = Not Available				